

AGSCH4CO-50

Mini Merlin

Datasheet

Combined Natural Gas & Carbon Monoxide Monitor



Product Overview



The AGS Mini Merlin CH4CO-50 is a dual gas sensor designed and tested to UL standards for the purpose of monitoring levels of Natural Gas - Methane (CH₄) and Carbon Monoxide (CO) in the air.

If there is a dangerous build-up of gas or unsafe levels of carbon monoxide at the sensor, this device can shut off fuel supplies or power supplies via gas valves and/or electrical contactors. On board relays can interrupt appliances built in safety circuits such as fan proving switch or louver proving switch.

This device has a manual reset button, as well as audible and visual alarm - it can also be integrated with a Building Management Systems and fire alarm control panels. Meets the Texas Carbon Monoxide Interlock TDLR Code - Section 65.206 Boiler Room & Georgia Carbon Monoxide Interlock Code - Rule 120-3-26-.07.

General							
Model:	Mini Merlin CH4CO 50						
Target Gases:	Methane/Natural Gas & Carbon Monoxide						
Size: (H x W x D)	5.95 x 4.37 x 1.97” (151 x 111 x 50mm)						
Housing Material:	ABS PA765 (Flame Rating UL94 V-1)						
Mounting:	Safe Zone - Indoor use - Wall Mounted						
Weight:	12.24oz (0.347kg)						
Display:	1.8” TFT						
Visual Indicators:	TFT visual. Green: Normal; Yellow: Pre-Alarm; Red: Alarm						
Audible Alarm:	85db						
Buttons:	Multi-Function – Initial Start / Reset / Circuit Test						
Power Consumption:	3W max						
AC Power:	100-120V~ 50/60Hz						
Internal Fuse:	Anti-Surge 3.15A 250Vac						
Overvoltage Category:	II						
Volt Free BMS relay output:	0.5A switching current (resistive load)						
Ingress Protection:	Not Formally Evaluated						
Operating:	-10 ~ 50°C / 14 ~ 122°F 30 ~ 80% RH (non-condensing)						
Storage:	-25 ~ 50°C / -13~122F° up to 95% RH (non-condensing)						
Wiring	Min. 18-22AWG						
Electrical Safety and Electromagnetic Compatibility	UL61010-1/2012/R:2019-07. UL2075 R:2013-02 Gas and Vapor Detectors and Sensors. CAN CSA C22.2 No. 61010-1-12/A1:2018-11 / EMC EN 61326-1:2013						
Sensor Specification ▲ Rising Alarm ▼Falling alarm *EOL – Expected Operational Life							
Gas Sensor	Indicating Range	Steps	Response (t90)	Recovery (t10)	Alarm: 1 (Pre alarm warning)	Alarm: 2	*EOL (Years)
Electrochemical Sensors							
Carbon Monoxide (CO)	0-999ppm	1	<60s	<60s	▲25ppm	▲50ppm	7
Semiconductor Sensors							
Methane (CH ₄)	0-20% LEL	0.1	<30s	<30s	▲8% LEL	▲10% LEL	10

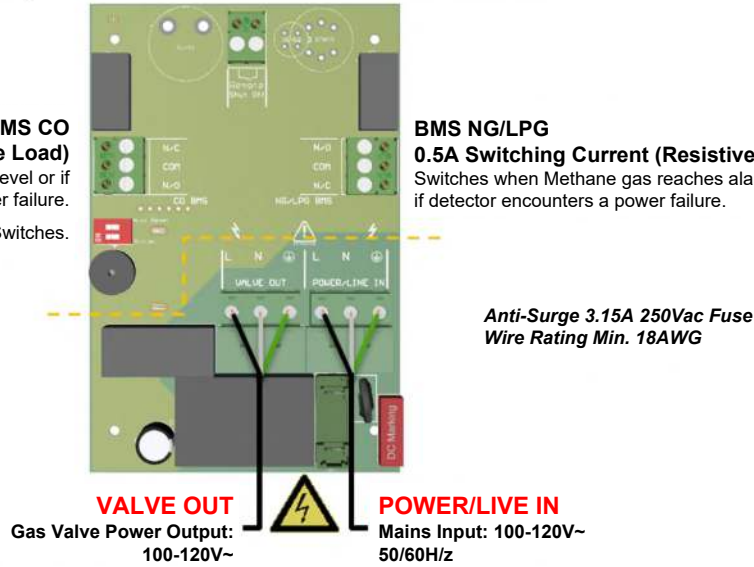
Circuit Board Overview

REMOTE SHUT OFF

Open / Close Circuit Connector
Shuts off gas valve if external devices are activated i.e. fire alarm etc.

BMS CO
0.5A Switching Current (Resistive Load)
Switches when CO gas reaches alarm level or if detector encounters a power failure.
Auto Reset & Buzzer Switches.

BMS NG/LPG
0.5A Switching Current (Resistive Load)
Switches when Methane gas reaches alarm level or if detector encounters a power failure.

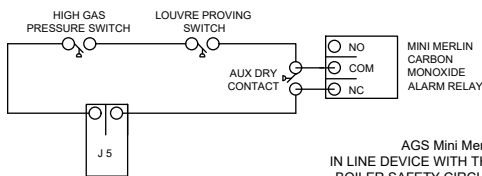


VALVE OUT
Gas Valve Power Output:
100-120V~

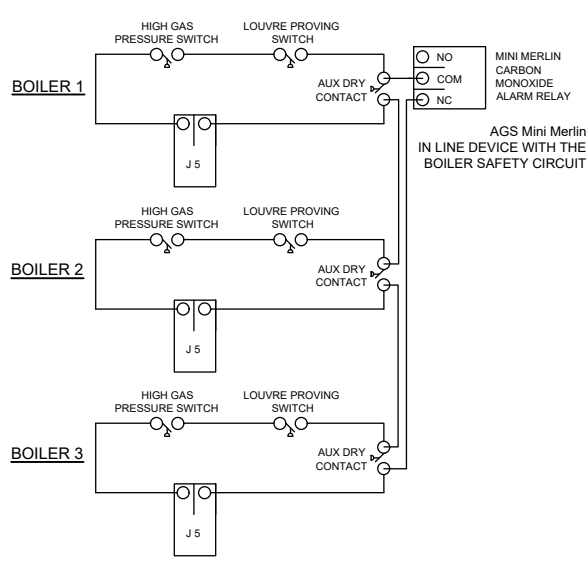
POWER/LIVE IN
Mains Input: 100-120V~
50/60Hz

Wiring Examples

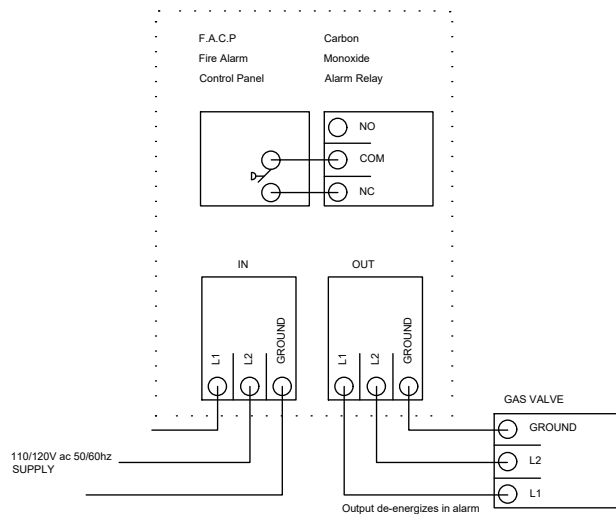
TYPICAL APPLIANCE



MULTIPLE APPLIANCES



AGS MINI MERLIN



Find out more

American Gas Safety LLC

www.americangassafety.com

Head office:

6304 Benjamin Road, Suite 502, Tampa, FL 33634

Tel: (727) 608-4375

Email: info@americangassafety.com

