

# AGSCH4CO-50

## Mini Merlin

## Datasheet

### Combined Natural Gas & Carbon Monoxide Monitor



### Product Overview



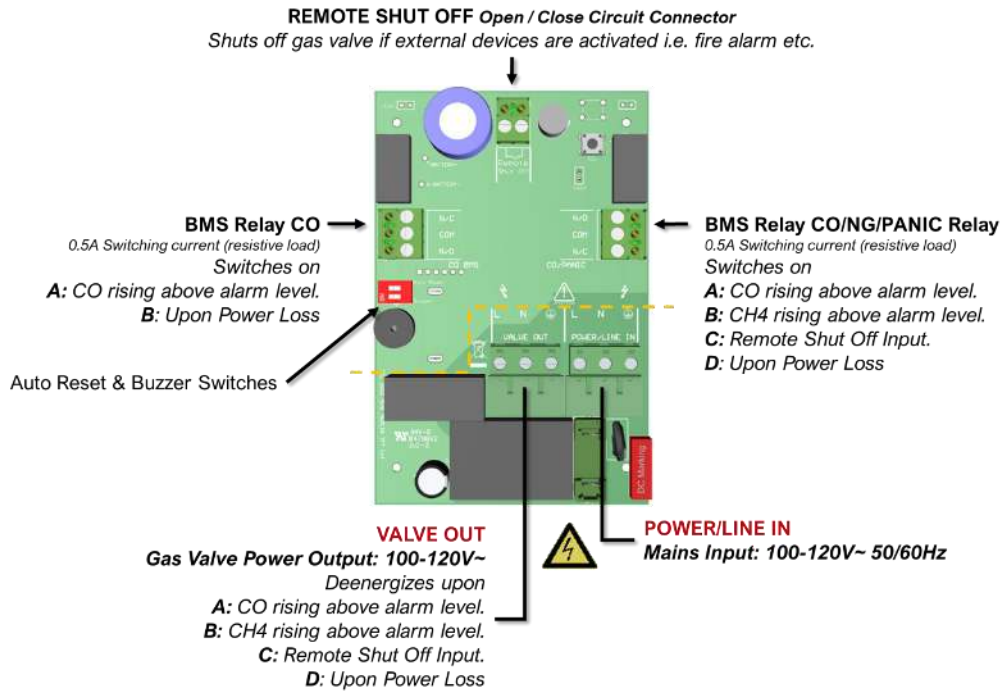
The AGS Mini Merlin CH4CO-50 is a dual gas sensor designed and tested to UL standards for the purpose of monitoring levels of Natural Gas - Methane (CH<sub>4</sub>) and Carbon Monoxide (CO) in the air.

If there is a dangerous build-up of gas or unsafe levels of carbon monoxide at the sensor, this device can shut off fuel supplies or power supplies via gas valves and/or electrical contactors. On board relays can interrupt appliances built in safety circuits such as fan proving switch or louver proving switch.

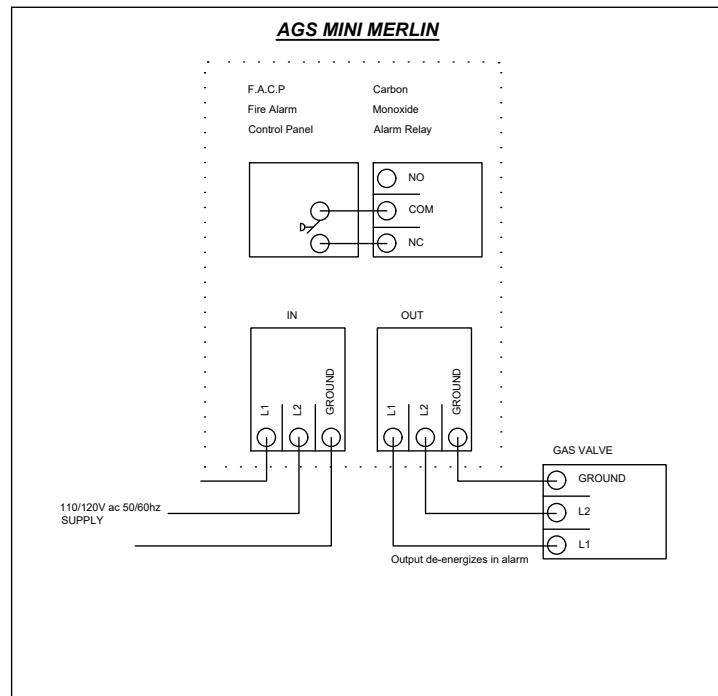
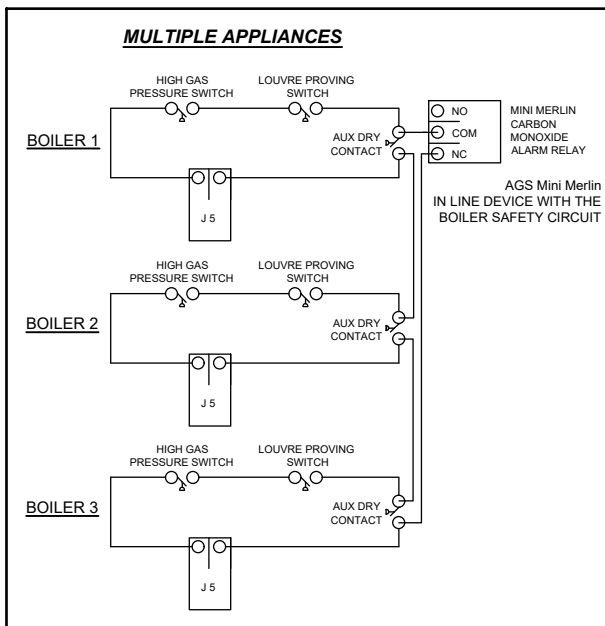
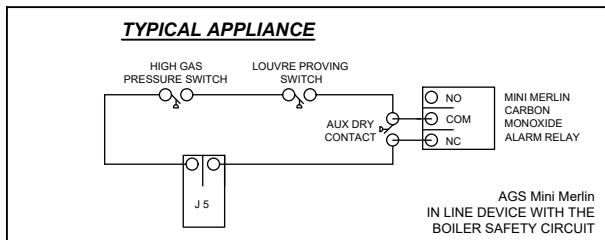
This device has a manual reset button, as well as audible and visual alarm - it can also be integrated with a Building Management Systems and fire alarm control panels. Meets the Texas Carbon Monoxide Interlock TDLR Code - Section 65.206 Boiler Room & Georgia Carbon Monoxide Interlock Code - Rule 120-3-26-.07.

General							
Model:	Mini Merlin CH4CO 50						
Target Gases:	Methane/Natural Gas & Carbon Monoxide						
Size: (H x W x D)	5.95 x 4.37 x 1.97" (151 x 111 x 50mm)						
Housing Material:	ABS PA765 (Flame Rating UL94 V-1)						
Mounting:	Safe Zone - Indoor use - Wall Mounted						
Weight:	12.24oz (0.347kg)						
Display:	1.8" TFT						
Visual Indicators:	TFT visual. Green: Normal; Yellow: Pre-Alarm; Red: Alarm						
Audible Alarm:	85db						
Buttons:	Multi-Function – Initial Start / Reset / Circuit Test						
Power Consumption:	3W max						
AC Power:	100-120V~ 50/60Hz						
Internal Fuse:	Anti-Surge 3.15A 250Vac						
Overtoltage Category:	II						
Volt Free BMS relay output:	0.5A switching current (resistive load)						
Ingress Protection:	Not Formally Evaluated						
Operating:	-10 ~ 50°C / 14 ~ 122°F 30 ~ 80% RH (non-condensing)						
Storage:	-25 ~ 50°C / -13~122F° up to 95% RH (non-condensing)						
Wiring	Min. 18-22AWG						
Electrical Safety and Electromagnetic Compatibility	UL61010-1/2012/R:2019-07. UL2075 R:2013-02 Gas and Vapor Detectors and Sensors. CAN CSA C22.2 No. 61010-1-12/A1:2018-11 / EMC EN 61326-1:2013						
Sensor Specification							
▲ Rising Alarm ▼ Falling alarm *EOL – Expected Operational Life							
Gas Sensor	Indicating Range	Steps	Response (t90)	Recovery (t10)	Alarm: 1 (Pre alarm warning)	Alarm: 2	*EOL (Years)
Electrochemical Sensors							
Carbon Monoxide (CO)	0-999ppm	1	<60s	<60s	▲25ppm	▲50ppm	7
Semiconductor Sensors							
Methane (CH <sub>4</sub> )	0-20% LEL	0.1	<30s	<30s	▲8% LEL	▲10% LEL	10

## Circuit Board Overview



## Wiring Examples



Find out more  
**American Gas Safety LLC**  
[www.americangassafety.com](http://www.americangassafety.com)

Head office:  
6304 Benjamin Road, Suite 502, Tampa, FL 33634

Tel: (727) 608-4375  
Email: [info@americangassafety.com](mailto:info@americangassafety.com)

