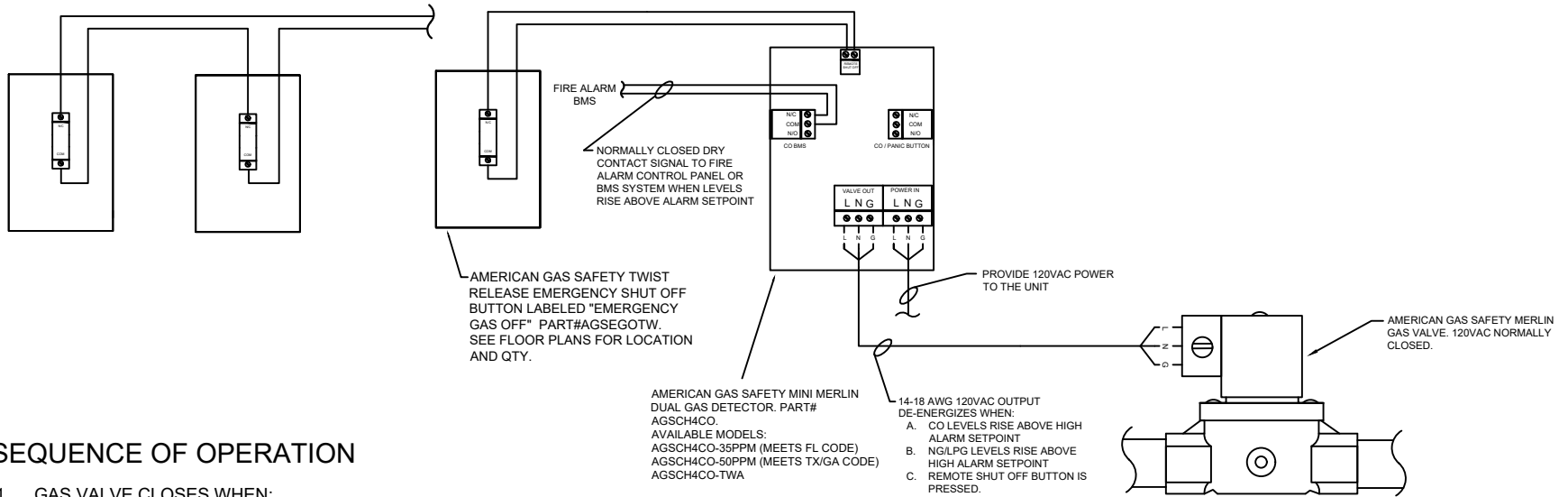
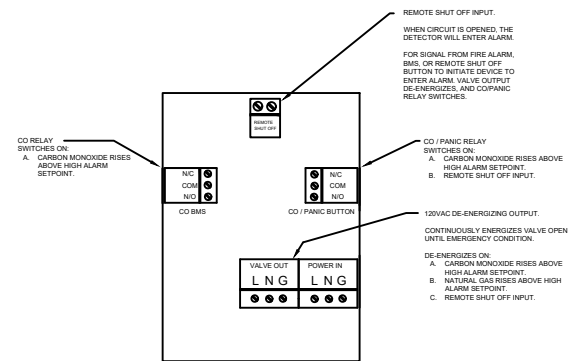
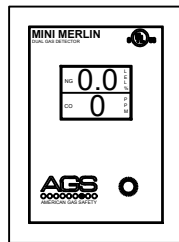
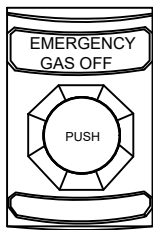


**MULTIPLE PANIC BUTTONS**  
Wire in series as shown. Locate outside of each entrance.



## SEQUENCE OF OPERATION

1. GAS VALVE CLOSES WHEN:
  - 1.1. CARBON MONOXIDE RISES ABOVE HIGH ALARM SETPOINT.
  - 1.2. NG/LPG RISES ABOVE HIGH ALARM SETPOINT.
  - 1.3. REMOTE EMERGENCY SHUTOFF BUTTON IS PRESSED.
    - 1.3.1. PLACE REMOTE SHUTOFF BUTTONS OUTSIDE OF EACH ENTRANCE PER CSD-1 REQUIREMENTS.
2. SIGNAL TO FIRE ALARM OR BMS
  - 2.1. CO LEVELS RISE ABOVE HIGH ALARM SETPOINT



## CIRCUIT BOARD OVERVIEW