

AGSNGiS Datasheet


Natural Gas Detector



24VAC or DC
 Power Input



Standalone
 Detector or
 Used with an
 AGS Controller



Traffic Light
 Indicator Display
 Changes Color
 Dependent On Gas
 Levels



BMS/BAS
 Communications



Modern & Compact
 Design



Alarm Relay
 Dry Contact



Plug & Play
 Installation

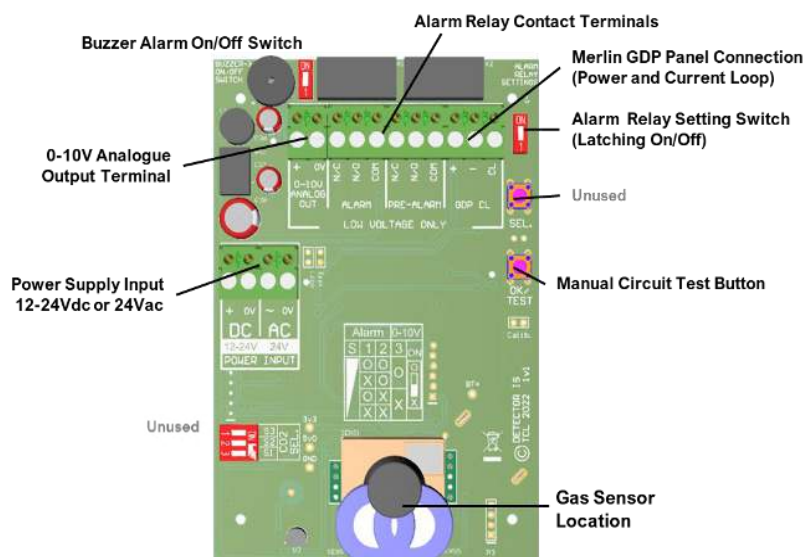


In-Built
 Audible Alarm

Product Overview

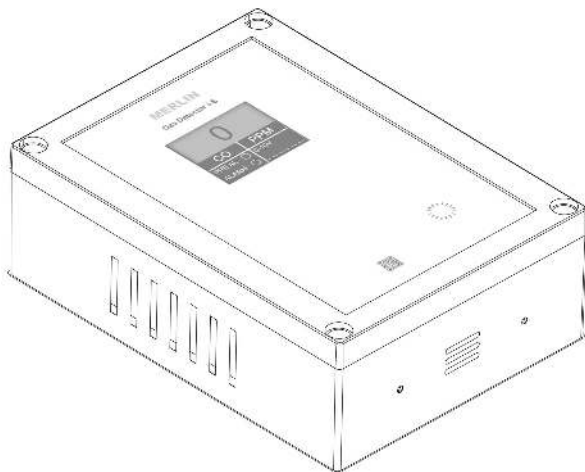
The iS range of AGS detectors work in combination with the AGS Merlin range of Gas Detection panels and Utility Controllers or can be used as a standalone detector. The AGSNGiS features a semiconductor sensor for industrial and commercial indoor applications. Compact, modern, digital design makes the units aesthetically pleasing and easy to install.

Popular Applications



Technical Specification

General							
Model:		Detector i-S					
Target Gas		NG					
Size: (H x W x D)		5.95 x 4.37 x 1.97” (151 x 111 x 50mm)					
Housing Material:		ABS PA765. Flame Retardant UL 94V-1					
Mounting:		Safe Zone - Indoor use - Wall Mounted					
Weight:		212g					
User Interface							
Display:		1.8” TFT					
Screen Brightness:		Non-Adjustable					
Visual Indicators:		Gas Level (Green: Normal; Yellow: Pre-Alarm; Red: Alarm) 0-10V Output: Relay Output					
Audible Alarm:		>65dB @ 3.28ft (1m). Quiet conditions.					
Language:		English					
Power Supply							
Max. Power Consumption:		1.8W					
Power Rating:		12-24V AC or DC					
Relays							
Volt Free BMS relay outputs:		1A switching current (resistive load) @ 24V AC/DC					
Environmental							
Ingress Protection (IP):		Not Formally Evaluated					
Operating:		-10 ~ 50°C / 14 ~ 122°F / 20 ~ 90% RH (non-condensing)					
Storage:		0 ~ 50°C / 32 ~ 122°F / 30 - 80% RH (no condensation)					
Altitude Rating:		2000m					
Wiring							
Typical		Min. 2.5mm2 / 75°C min / Tinned copper.					
Approvals							
Electrical Safety		BS EN 61010-1:2010 +A1:2019.					
Electromagnetic Compatibility		BS EN 50270.					
Sensor Specification							
Factory Calibration Conditions		25° ± 5°C - 77° ± 41°F (40-70% RH)					
Sensor Type		Semiconductor					
Gas Sensor	Measuring Range (% LEL)	Calibration Gas	Response (T90)	Recovery (T10)	Alarm: 1 (Pre alarm warning)	Alarm: 2	*EOL (Years)
Methane (Ch4) NG)	0-10%	10% LEL	<30s	<30s	▲8%LEL	▲10%LEL	10



Area of coverage

Consider the coverage required and function of the area. Emphasis should be placed on airflow patterns and correct placement, not perceived detecting ranges.

The AGSNGiS monitor should be installed approximately 1ft from the ceiling.

Find out more

American Gas Safety LLC

www.americangassafety.com

Head office:

6304 Benjamin Road, Suite 502, Tampa, FL 33634

Tel: (727) 608-4375

Email: info@americangassafety.com

