








AGSLPGi Datasheet

Liquid Petroleum Gas

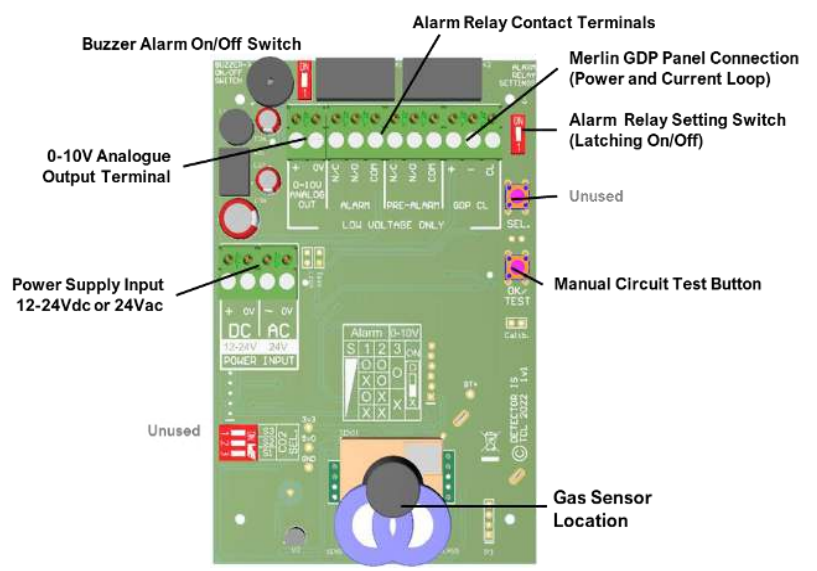


-  **24VAC or DC Power Input**
-  **Standalone Detector or Used with an AGS Controller**
-  **LED Status Indication Display Changes Color**
-  **BMS/BAS Communications**
-  **Modern & Compact Design**
-  **Alarm Relay Dry Contact**
-  **Plug & Play Installation**
-  **In-Built Audible Alarm**

Product Overview

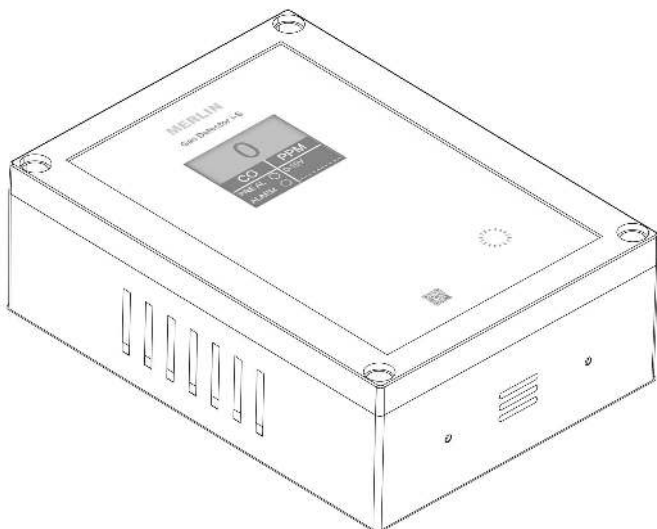
The i range of AGS detectors work in combination with the AGS Merlin range of Gas Detection panels and Utility Controllers or can be used as a standalone detector. The AGSLPGi features a semiconductor sensor for industrial and commercial indoor applications. Compact, modern, digital design makes the units aesthetically pleasing and easy to install.

Popular Applications



Technical Specification

General							
Product:	Merlin Detector i						
Models (Target Gas):	LPG (Propane)						
Size: (H x W x D)	5.95 x 4.37 x 1.97" (151 x 111 x 50mm)						
Housing Material:	ABS PA765. Flame Retardant UL 94V-1						
Mounting:	Safe Zone - Indoor use - Wall Mounted						
Weight:	212g						
User Interface							
Display:	N/A						
Screen Brightness:	N/A						
Visual Indicators:	Power (Green) Low Alarm (Yellow) High Alarm (Red) EOL (Yellow)						
Audible Alarm:	>65dB @ 3.28ft (1m). Quiet conditions.						
Language:	English						
Power Supply							
Rated Power:	1.8W Max						
Rated Voltage:	12-24Vdc or 24Vac						
Relays							
Volt Free BMS relay outputs:	1A switching current (resistive load) @ 24V AC/DC						
Environmental							
Ingress Protection (IP):	Not Formally Evaluated						
Operating:	-10 ~ 50°C / 14 - 122°F / 20 ~ 90% RH (non-condensing)						
Storage:	0 ~ 50°C / 32 ~ 122°F / 30 - 80% RH (no condensation)						
Altitude Rating:	2000m						
Wiring							
Typical	Min. 2.5mm ² / 75°C min / Tinned copper.						
Compliance							
Electrical Safety & EMC	CE / UKCA BS EN 61010-1:2010 +A1:2019. & BS EN 50270.						
Sensor Specification							
Gas Sensor	Measuring Range (%LEL)	Calibration Gas	Response (T90)	Recovery (T10)	Alarm: 1 (Pre alarm warning)	Alarm: 2	*EOL (Years)
Liquid Petroleum Gas (LPG)	0-10%	10% LEL	<30s	<30s	▲ 8%LEL	▲ 10%LEL	10



Area of coverage

Consider the coverage required and function of the area. Emphasis should be placed on airflow patterns and correct placement, not perceived detecting ranges.

The AGSLPGi monitor should be installed approximately 1ft from the ground level.

Find out more

American Gas Safety LLC

www.americangassafety.com

Head office:

6304 Benjamin Road, Suite 502, Tampa, FL 33634

Tel: (727) 608-4375

Email: info@americangassafety.com

