



AGSTGC Solution Sheet

Timed Control For Gas Features



Manual Reset After Alarm Condition



Inputs Available From Remote Panic Buttons & Fire Alarms



Four Time Delay Options - 30 min, 1 hour, 2 hours or 3 hours



Clear LED Status Display



Adaptable Utility Output For Grills Feature & Heaters 110VAC or 24VAC/DC



Modern & Compact Design



Power Supply 110VAC or 24VAC/DC



Automatic Control Over Gas

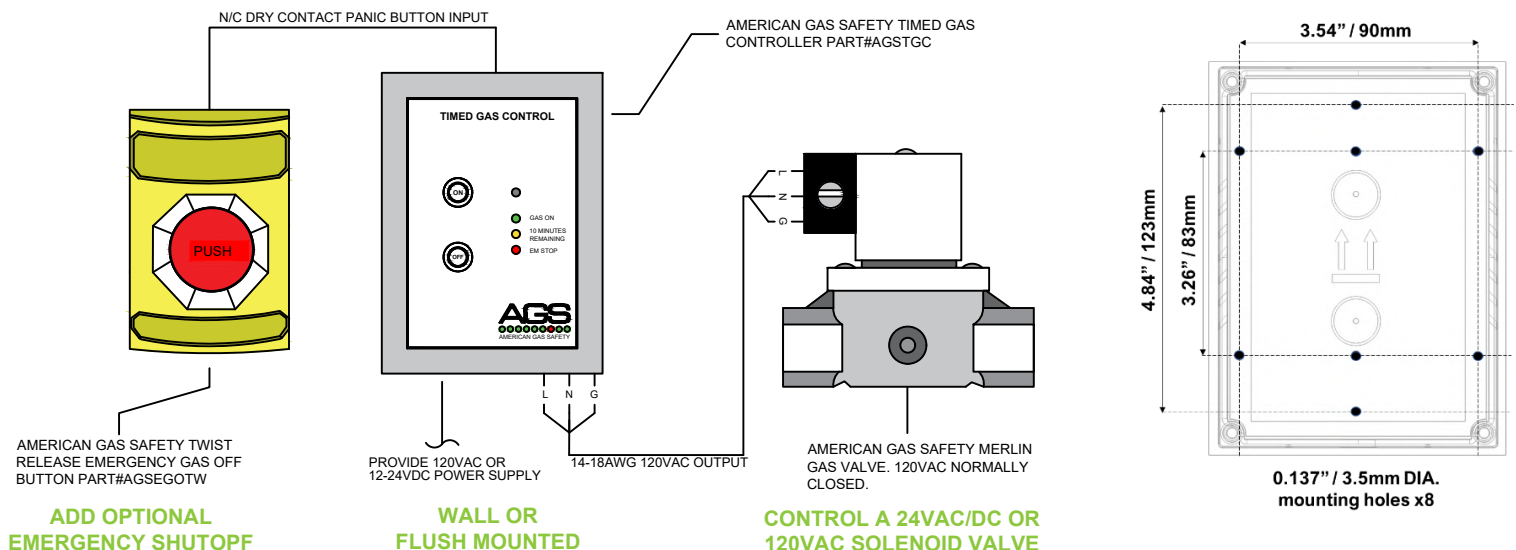
Product Overview

The AGSTGC provides a timed supply of gas to outdoor units such as grills, heaters and decorative fire features.


Upon pressing the "ON" button, the AGSTGC will begin a timed supply of gas for 30 minutes, 1 hour, 2 hours, or 3 hours. The time settings can be adjusted internally via dip switches. By simply pressing the "ON" button again during operation, the timer will reset to the selected timeout period. Once the timer has reached the end of the selected time out setting, the front LED will flash to warn the user of the timeout.

When the AGSTGC is on, the controller will provide 120VAC or 24VAC/DC to a normally closed gas solenoid valve, energizing it open. When the "OFF" button is pressed, the selected timeout has been reached, or a panic button is activated, the output will de-energize and close the connected gas solenoid valve. If a panic button is pressed, the unit will require a manual reset to re-start the gas supply.

The AGSTGC is manufactured in a strong and modern polycarbonate enclosure which provide protection from damage. The controller is designed to replace field constructed solutions for timed supply and panic shut down.



Simple Operation



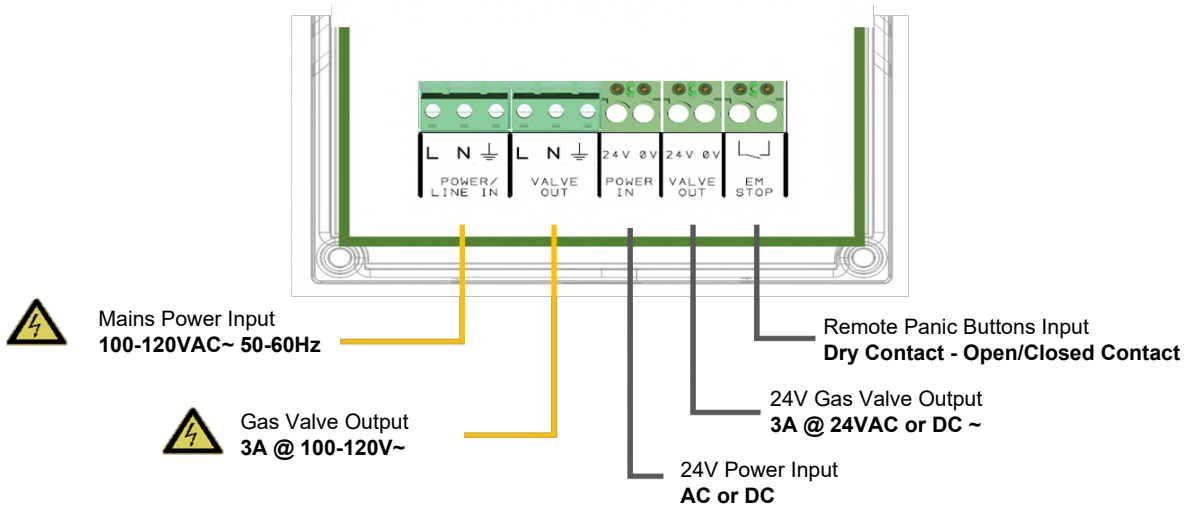
- Green.** Remains illuminated when gas is being supplied.
- Yellow.** The controller LED will turn yellow ten (10) minutes before the automatic gas shut off timeout is reached and when five (5) minutes remain the buzzer will beep, and the yellow LED will then intermittently flash. After this time, the gas will automatically shut off until reactivated.
- Red.** Remains illuminated when a remote emergency stop device has been activated. The gas supply is isolated until the emergency has been investigated, rectified, and reset. Press ON to re-enable/open the gas supply.

Plug & Play Installation

Internal Fuse: Anti-Surge 3.15A 250V~
Wire Rating Min. 18AWG Tinner Copper @ 167°F

HIGH VOLTAGE

LOW VOLTAGE



7-Day Programmable Timer



AGSPGT7M

Add a 7 day programmable timer to achieve a scheduled timed supply of gas over your fire features.

Clear Weatherproof Cover

These indoor/outdoor low-profile covers protect devices without restricting legitimate operation.

The versatile cover offers excellent protection against physical damage (both accidental and intentional), dust and grime as well as severe environmental conditions inside and out.



Wall Mount Cover.
Part No: AGS-TGC-WM-COVER

Flush Mount Cover.
Part No: AGS-TGC-FM-COVER

Find out more

American Gas Safety LLC

www.americangassafety.com

Head office: 6304 Benjamin Road, Suite 502, Tampa, FL 33634

Tel: (727) 608-4375

Email: info@americangassafety.com

