

# Residential Gas Heater Safety Solution

## Automatic Heater Shutdown Incorporating Gas Detection

Protect Life & Building from the dangers of **Gas Leaks** & **Carbon Monoxide Poisoning**

**Quick & Simple Setup**  
Plug and play product for speedy installation




**Easy To Use**  
Clear TFT screen displays status indication & live gas detector values



**UL Sensor**  
Commercial grade  
5-7 year life span

**Robust Control**  
Touch sensitive button



**Emergency Shutdown**  
Remote emergency shut off buttons can be connected to shutdown gas and heaters

**Modern Design**  
Slim compact enclosure



AGSMINIMERLIN

### Incredibly Easy to Use & Install

- ✓ Emergency Shutdown of Gas & Boilers
- ✓ Industrial Grade Polycarbonate material to withstand daily use
- ✓ Dual Gas Monitoring to Protect Life & Building

### The Importance Of Carbon Monoxide Protection



According to the National Center for Environmental Health 'Every year, at least 430 people die in the U.S. from accidental CO poisoning.'

Approximately 50,000 people in the U.S. visit the emergency department each year due to accidental CO poisoning.'

Gas Safety Systems



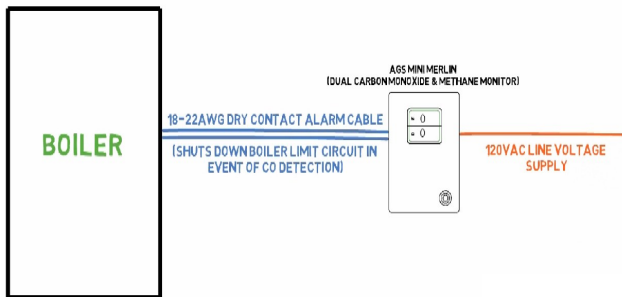
Utility Control

# Add Gas Safety To Your Design

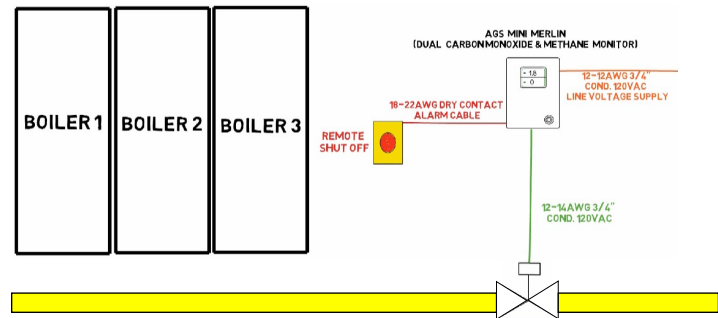
## Protect Life & Building from the dangers of Gas Leaks & Carbon Monoxide Poisoning



### Boiler Limit Circuit Shutdown

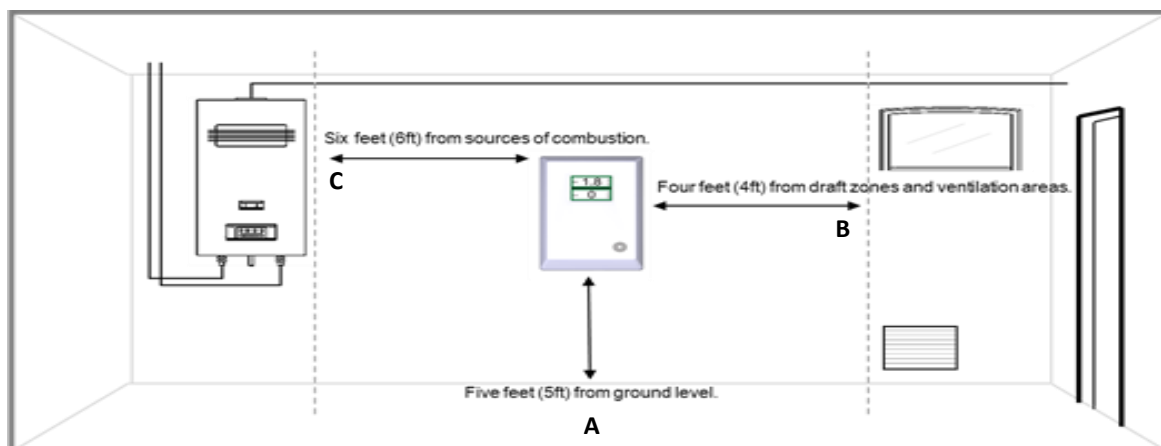


### Typical Mini Merlin Setup



### Typical Location and Positioning

Locations for detectors will vary based on the intended application, they should be located near identified sources of a potential gas leak/pockets where hazardous gas could quickly accumulate and areas of identified consequential risk.



- A) 6ft from sources of combustion i.e. boilers/heaters and gas fired cooking appliances etc.
- B) 4ft from draft zones and ventilation areas i.e. windows, doorways and A/C units etc.
- C) 5ft from ground level.

Recommendation heights may vary based on air flow and temperature conditions in addition to the proposed application and location. The device should be mounted near the boiler or gas fired appliance/s such as domestic & commercial boiler rooms and basements. When choosing your location, make sure you are able to hear the alarm from all areas.

**Gas Safety Systems**

**Utility Control**

American Gas Safety, LLC. 4500 140<sup>th</sup> Ave N. Suite 101. Clearwater, FL 33672 T.(727) 608-4375 F.(727) 538-4237 [www.americangassafety.com](http://www.americangassafety.com)