FIRE HOUSE KITCHEN CONTROL / OUTDOOR GRILL

KITCHEN RANGE GAS ONLY

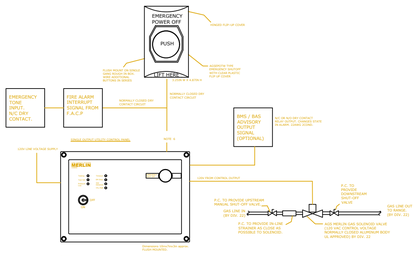
EMERGENCY POWER OFF
PUSH
HINGED FLIP-UP COVER
FLUSH MOUNT ON SINGLE GANG BOXES (IN BOX WITH ADDITIONAL BUTTONS IN SERIES)
ADDRESSABLE TYPE EMERGENCY SHUTOFF WITH CLEAR PLASTIC FLIP-UP COVER
LIFT HERE
EMERGENCY TONE INPUT, N/C DRY CONTACT.
FIRE ALARM INTERRUPT SIGNAL FROM F.A.C.P
NORMALLY CLOSED DRY CONTACT CIRCUIT
BMS / BAS ADVISORY OUTPUT SIGNAL (OPTIONAL)
NO OR N/O DRY CONTACT RELAY OUTPUT CHANGES STATE IN ALARM. (SHOWN ABOVE)
SIGNAL OUTPUT STATUS CONTROL PANEL
NOTE 4
LOW LINE VOLTAGE SUPPLY
MERLIN
LOW FROM CONTROL OUTPUT
F.C. TO PROVIDE UPSTREAM MANUAL SHUT OFF VALVE
GAS LINE IN (BY DIV. 22)
F.C. TO PROVIDE IN-LINE STRAINER AS CLOSE AS POSSIBLE TO SOLENOID.
AGS MERLIN GAS SOLENOID VALVE CLOSE-UNC CONTROL VOLTAGE NORMALLY CLOSED ALUMINUM BODY UL APPROVED BY DIV. 22
GAS LINE OUT TO RANGE (BY DIV. 22)
Dimensions 10W x 7H x 5D approx. Flush Mounted
NOTES:
1. VERIFY LOCATIONS OF CONTROLLER, REMOTE SHUTDOWN BUTTONS AND SOLENOIDS WITH DRAWINGS AND OWNER IN FIELD.
2. CONTROLLER SHOULD BE EASILY ACCESSIBLE TO OCCUPANTS, WITHIN 30 REACH OF THE MAIN RANGE.
3. UNLESS NOTED OTHERWISE, F.C. TO SUPPLY CONTROLLER, REMOTE SHUTDOWN BUTTONS, AND SOLENOIDS AS WHOLE SYSTEM. F.C. TO COORDINATE WITH E.C.
4. UNLESS NOTED OTHERWISE, WIRING, ELECTRICAL CONNECTIONS AND TESTING BY DIV. 26. COORDINATE GAS SOLENOID VALVE CABINET LOCATION AND FIELD WIRING WITH DIV. 26.
5. TYPICAL SEQUENCE OF OPERATION, WHY LOCK AUTHORITY WE GET REQUIRED TO OPEN SOLENOIDS, THE HOUSE TONE HANGOUTS, THE ALARM INPUT AND EMERGENCY PANIC BUTTON WILL COUNT ON CIRCUITS.
6. LOW AC SUPPLY TO CONTROLLER. LOW AC SUPPLY FROM CONTROLLER TO SOLENOID VALVES. SHOWN 2 CONN AT A.C.P. INPUT NORMALLY CLOSED DRY CONTACT SIGNAL EMERGENCY ALARM CONN 1 CONN AT A.C.P. INPUT NORMALLY CLOSED DRY CONTACT SIGNAL EMERGENCY ALARM CONN 2 CONN AT A.C.P. INPUT NORMALLY CLOSED DRY CONTACT SIGNAL EMERGENCY ALARM
7. FIRE ALARM CONTROL MODULE OUTPUT INTERRUPTS EMERGENCY SHUTOFF (SPD) BUTTON CIRCUIT.
8. BASIS OF DESIGN AGS MERLIN GAS UTILITY CONTROL SYSTEM. CONTACT AMERICAN GAS SAFETY FOR INFORMATION. WWW.AMERICANGASSAFETY.COM TEL: (713) 688-8311.

2 DETAIL - SCIENCE CLASSROOM GAS CONTROL DIAGRAM
N.T.S.

KITCHEN RANGE GAS AND ELECTRICS

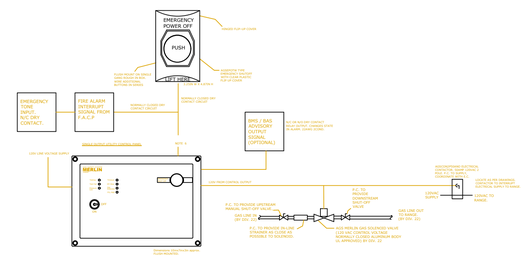
EMERGENCY POWER OFF
PUSH
HINGED FLIP-UP COVER
FLUSH MOUNT ON SINGLE GANG BOXES (IN BOX WITH ADDITIONAL BUTTONS IN SERIES)
ADDRESSABLE TYPE EMERGENCY SHUTOFF WITH CLEAR PLASTIC FLIP-UP COVER
LIFT HERE
EMERGENCY TONE INPUT, N/C DRY CONTACT.
FIRE ALARM INTERRUPT SIGNAL FROM F.A.C.P
NORMALLY CLOSED DRY CONTACT CIRCUIT
BMS / BAS ADVISORY OUTPUT SIGNAL (OPTIONAL)
NO OR N/O DRY CONTACT RELAY OUTPUT CHANGES STATE IN ALARM. (SHOWN ABOVE)
SIGNAL OUTPUT STATUS CONTROL PANEL
NOTE 4
LOW LINE VOLTAGE SUPPLY
MERLIN
LOW FROM CONTROL OUTPUT
F.C. TO PROVIDE UPSTREAM MANUAL SHUT OFF VALVE
GAS LINE IN (BY DIV. 22)
F.C. TO PROVIDE IN-LINE STRAINER AS CLOSE AS POSSIBLE TO SOLENOID.
AGS MERLIN GAS SOLENOID VALVE CLOSE-UNC CONTROL VOLTAGE NORMALLY CLOSED ALUMINUM BODY UL APPROVED BY DIV. 22
GAS LINE OUT TO RANGE (BY DIV. 22)
ABOVE/WITHIN ELECTRICAL CONTACTOR, SHARE CIRCUIT WITH GAS SOLENOID
LOCATE AS PER DRAWINGS. CONTACTOR SHUTOFF ELECTRICAL SUPPLY TO RANGE.
LINE/AC SUPPLY
LINE/AC TO RANGE.
Dimensions 10W x 7H x 5D approx. Flush Mounted
NOTES:
1. VERIFY LOCATIONS OF CONTROLLER, REMOTE SHUTDOWN BUTTONS AND SOLENOIDS WITH DRAWINGS AND OWNER IN FIELD.
2. CONTROLLER SHOULD BE EASILY ACCESSIBLE TO OCCUPANTS, WITHIN 30 REACH OF THE MAIN RANGE.
3. UNLESS NOTED OTHERWISE, F.C. TO SUPPLY CONTROLLER, REMOTE SHUTDOWN BUTTONS, AND SOLENOIDS AS WHOLE SYSTEM. F.C. TO COORDINATE WITH E.C.
4. UNLESS NOTED OTHERWISE, WIRING, ELECTRICAL CONNECTIONS AND TESTING BY DIV. 26. COORDINATE GAS SOLENOID VALVE CABINET LOCATION AND FIELD WIRING WITH DIV. 26.
5. TYPICAL SEQUENCE OF OPERATION, WHY LOCK AUTHORITY WE GET REQUIRED TO OPEN SOLENOIDS, THE HOUSE TONE HANGOUTS, THE ALARM INPUT AND EMERGENCY PANIC BUTTON WILL COUNT ON CIRCUITS.
6. LOW AC SUPPLY TO CONTROLLER. LOW AC SUPPLY FROM CONTROLLER TO SOLENOID VALVES. SHOWN 2 CONN AT A.C.P. INPUT NORMALLY CLOSED DRY CONTACT SIGNAL EMERGENCY ALARM CONN 1 CONN AT A.C.P. INPUT NORMALLY CLOSED DRY CONTACT SIGNAL EMERGENCY ALARM CONN 2 CONN AT A.C.P. INPUT NORMALLY CLOSED DRY CONTACT SIGNAL EMERGENCY ALARM
7. FIRE ALARM CONTROL MODULE OUTPUT INTERRUPTS EMERGENCY SHUTOFF (SPD) BUTTON CIRCUIT.
8. BASIS OF DESIGN AGS MERLIN GAS UTILITY CONTROL SYSTEM. CONTACT AMERICAN GAS SAFETY FOR INFORMATION. WWW.AMERICANGASSAFETY.COM TEL: (713) 688-8311.

2 DETAIL - SCIENCE CLASSROOM GAS CONTROL DIAGRAM
N.T.S.

KITCHEN RANGE GAS AND ELECTRIC AND ELECTRICAL RECEPTACLES

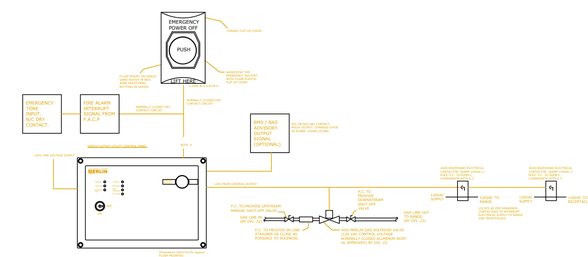
EMERGENCY POWER OFF
PUSH
HINGED FLIP-UP COVER
FLUSH MOUNT ON SINGLE GANG BOXES (IN BOX WITH ADDITIONAL BUTTONS IN SERIES)
ADDRESSABLE TYPE EMERGENCY SHUTOFF WITH CLEAR PLASTIC FLIP-UP COVER
LIFT HERE
EMERGENCY TONE INPUT, N/C DRY CONTACT.
FIRE ALARM INTERRUPT SIGNAL FROM F.A.C.P
NORMALLY CLOSED DRY CONTACT CIRCUIT
BMS / BAS ADVISORY OUTPUT SIGNAL (OPTIONAL)
NO OR N/O DRY CONTACT RELAY OUTPUT CHANGES STATE IN ALARM. (SHOWN ABOVE)
SIGNAL OUTPUT STATUS CONTROL PANEL
NOTE 4
LOW LINE VOLTAGE SUPPLY
MERLIN
LOW FROM CONTROL OUTPUT
F.C. TO PROVIDE UPSTREAM MANUAL SHUT OFF VALVE
GAS LINE IN (BY DIV. 22)
F.C. TO PROVIDE IN-LINE STRAINER AS CLOSE AS POSSIBLE TO SOLENOID.
AGS MERLIN GAS SOLENOID VALVE CLOSE-UNC CONTROL VOLTAGE NORMALLY CLOSED ALUMINUM BODY UL APPROVED BY DIV. 22
GAS LINE OUT TO RANGE (BY DIV. 22)
ABOVE/WITHIN ELECTRICAL CONTACTOR, SHARE CIRCUIT WITH GAS SOLENOID
LINE/AC SUPPLY
LINE/AC TO RANGE
ABOVE/WITHIN ELECTRICAL CONTACTOR, SHARE CIRCUIT WITH GAS SOLENOID
LINE/AC SUPPLY
LINE/AC TO RECEPTACLES
Dimensions 10W x 7H x 5D approx. Flush Mounted
NOTES:
1. VERIFY LOCATIONS OF CONTROLLER, REMOTE SHUTDOWN BUTTONS AND SOLENOIDS WITH DRAWINGS AND OWNER IN FIELD.
2. CONTROLLER SHOULD BE EASILY ACCESSIBLE TO OCCUPANTS, WITHIN 30 REACH OF THE MAIN RANGE.
3. UNLESS NOTED OTHERWISE, F.C. TO SUPPLY CONTROLLER, REMOTE SHUTDOWN BUTTONS, AND SOLENOIDS AS WHOLE SYSTEM. F.C. TO COORDINATE WITH E.C.
4. UNLESS NOTED OTHERWISE, WIRING, ELECTRICAL CONNECTIONS AND TESTING BY DIV. 26. COORDINATE GAS SOLENOID VALVE CABINET LOCATION AND FIELD WIRING WITH DIV. 26.
5. TYPICAL SEQUENCE OF OPERATION, WHY LOCK AUTHORITY WE GET REQUIRED TO OPEN SOLENOIDS, THE HOUSE TONE HANGOUTS, THE ALARM INPUT AND EMERGENCY PANIC BUTTON WILL COUNT ON CIRCUITS.
6. LOW AC SUPPLY TO CONTROLLER. LOW AC SUPPLY FROM CONTROLLER TO SOLENOID VALVES. SHOWN 2 CONN AT A.C.P. INPUT NORMALLY CLOSED DRY CONTACT SIGNAL EMERGENCY ALARM CONN 1 CONN AT A.C.P. INPUT NORMALLY CLOSED DRY CONTACT SIGNAL EMERGENCY ALARM CONN 2 CONN AT A.C.P. INPUT NORMALLY CLOSED DRY CONTACT SIGNAL EMERGENCY ALARM
7. FIRE ALARM CONTROL MODULE OUTPUT INTERRUPTS EMERGENCY SHUTOFF (SPD) BUTTON CIRCUIT.
8. BASIS OF DESIGN AGS MERLIN GAS UTILITY CONTROL SYSTEM. CONTACT AMERICAN GAS SAFETY FOR INFORMATION. WWW.AMERICANGASSAFETY.COM TEL: (713) 688-8311.

2 DETAIL - SCIENCE CLASSROOM GAS CONTROL DIAGRAM
N.T.S.

KITCHEN RANGE GAS, OUTDOOR GRILL PANIC SHUT OFF ONLY

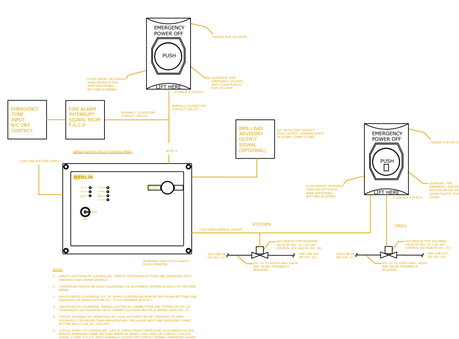
EMERGENCY POWER OFF
PUSH
HINGED FLIP-UP COVER
FLUSH MOUNT ON SINGLE GANG BOXES (IN BOX WITH ADDITIONAL BUTTONS IN SERIES)
ADDRESSABLE TYPE EMERGENCY SHUTOFF WITH CLEAR PLASTIC FLIP-UP COVER
LIFT HERE
EMERGENCY TONE INPUT, N/C DRY CONTACT.
FIRE ALARM INTERRUPT SIGNAL FROM F.A.C.P
NORMALLY CLOSED DRY CONTACT CIRCUIT
BMS / BAS ADVISORY OUTPUT SIGNAL (OPTIONAL)
NO OR N/O DRY CONTACT RELAY OUTPUT CHANGES STATE IN ALARM. (SHOWN ABOVE)
SIGNAL OUTPUT STATUS CONTROL PANEL
NOTE 4
EMERGENCY POWER OFF
PUSH
HINGED FLIP-UP COVER
FLUSH MOUNT ON SINGLE GANG BOXES (IN BOX WITH ADDITIONAL BUTTONS IN SERIES)
ADDRESSABLE TYPE EMERGENCY SHUTOFF DEVICE WE GET WITH CLEAR PLASTIC FLIP-UP COVER
LIFT HERE
LOW LINE VOLTAGE SUPPLY
MERLIN
LOW FROM CONTROL OUTPUT
KITCHEN
GRILL
GAS LINE IN (BY DIV. 22)
AGS MERLIN TYPE SOLENOID VALVE 24 VDC, 0.5 AMP, NO CONTACTS, 1/2 NPT (BY DIV. 22)
F.C. TO SUPPLY BALL VALVE WITH STRAINER IF REQUIRED.
GAS LINE OUT (BY DIV. 22)
Dimensions 10W x 7H x 5D approx. Flush Mounted
NOTES:
1. VERIFY LOCATIONS OF CONTROLLER, REMOTE SHUTDOWN BUTTONS AND SOLENOIDS WITH DRAWINGS AND OWNER IN FIELD.
2. CONTROLLER SHOULD BE EASILY ACCESSIBLE TO OCCUPANTS, WITHIN 30 REACH OF THE MAIN RANGE.
3. UNLESS NOTED OTHERWISE, F.C. TO SUPPLY CONTROLLER, REMOTE SHUTDOWN BUTTONS, AND SOLENOIDS AS WHOLE SYSTEM. F.C. TO COORDINATE WITH E.C.
4. UNLESS NOTED OTHERWISE, WIRING, ELECTRICAL CONNECTIONS AND TESTING BY DIV. 26. COORDINATE GAS SOLENOID VALVE CABINET LOCATION AND FIELD WIRING WITH DIV. 26.
5. TYPICAL SEQUENCE OF OPERATION, WHY LOCK AUTHORITY WE GET REQUIRED TO OPEN SOLENOIDS, THE HOUSE TONE HANGOUTS, THE ALARM INPUT AND EMERGENCY PANIC BUTTON WILL COUNT ON CIRCUITS.
6. LOW AC SUPPLY TO CONTROLLER. LOW AC SUPPLY FROM CONTROLLER TO SOLENOID VALVES. SHOWN 2 CONN AT A.C.P. INPUT NORMALLY CLOSED DRY CONTACT SIGNAL EMERGENCY ALARM CONN 1 CONN AT A.C.P. INPUT NORMALLY CLOSED DRY CONTACT SIGNAL EMERGENCY ALARM CONN 2 CONN AT A.C.P. INPUT NORMALLY CLOSED DRY CONTACT SIGNAL EMERGENCY ALARM
7. FIRE ALARM CONTROL MODULE OUTPUT INTERRUPTS EMERGENCY SHUTOFF (SPD) BUTTON CIRCUIT.
8. BASIS OF DESIGN AGS MERLIN GAS UTILITY CONTROL SYSTEM. CONTACT AMERICAN GAS SAFETY FOR INFORMATION. WWW.AMERICANGASSAFETY.COM TEL: (713) 688-8311.

2 DETAIL - SCIENCE CLASSROOM GAS CONTROL DIAGRAM
N.T.S.

KITCHEN RANGE GAS, OUTDOOR GRILL INDEPENDENT CONTROL, INTEGRATED SHUT-OFF

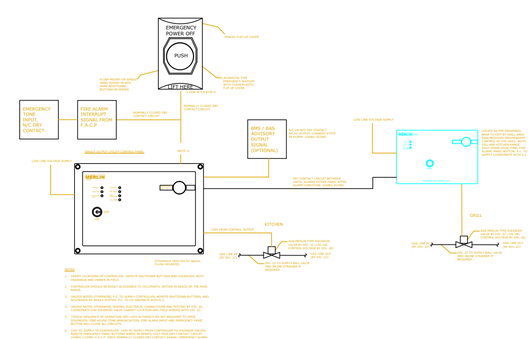
EMERGENCY POWER OFF
PUSH
HINGED FLIP-UP COVER
FLUSH MOUNT ON SINGLE GANG BOXES (IN BOX WITH ADDITIONAL BUTTONS IN SERIES)
ADDRESSABLE TYPE EMERGENCY SHUTOFF WITH CLEAR PLASTIC FLIP-UP COVER
LIFT HERE
EMERGENCY TONE INPUT, N/C DRY CONTACT.
FIRE ALARM INTERRUPT SIGNAL FROM F.A.C.P
NORMALLY CLOSED DRY CONTACT CIRCUIT
BMS / BAS ADVISORY OUTPUT SIGNAL (OPTIONAL)
NO OR N/O DRY CONTACT RELAY OUTPUT CHANGES STATE IN ALARM. (SHOWN ABOVE)
SIGNAL OUTPUT STATUS CONTROL PANEL
NOTE 4
LOW LINE VOLTAGE SUPPLY
MERLIN
LOW FROM CONTROL OUTPUT
KITCHEN
GRILL
GAS LINE IN (BY DIV. 22)
AGS MERLIN TYPE SOLENOID VALVE 24 VDC, 0.5 AMP, NO CONTACTS, 1/2 NPT (BY DIV. 22)
F.C. TO SUPPLY BALL VALVE WITH STRAINER IF REQUIRED.
GAS LINE OUT (BY DIV. 22)
Dimensions 10W x 7H x 5D approx. Flush Mounted
NOTES:
1. VERIFY LOCATIONS OF CONTROLLER, REMOTE SHUTDOWN BUTTONS AND SOLENOIDS WITH DRAWINGS AND OWNER IN FIELD.
2. CONTROLLER SHOULD BE EASILY ACCESSIBLE TO OCCUPANTS, WITHIN 30 REACH OF THE MAIN RANGE.
3. UNLESS NOTED OTHERWISE, F.C. TO SUPPLY CONTROLLER, REMOTE SHUTDOWN BUTTONS, AND SOLENOIDS AS WHOLE SYSTEM. F.C. TO COORDINATE WITH E.C.
4. UNLESS NOTED OTHERWISE, WIRING, ELECTRICAL CONNECTIONS AND TESTING BY DIV. 26. COORDINATE GAS SOLENOID VALVE CABINET LOCATION AND FIELD WIRING WITH DIV. 26.
5. TYPICAL SEQUENCE OF OPERATION, WHY LOCK AUTHORITY WE GET REQUIRED TO OPEN SOLENOIDS, THE HOUSE TONE HANGOUTS, THE ALARM INPUT AND EMERGENCY PANIC BUTTON WILL COUNT ON CIRCUITS.
6. LOW AC SUPPLY TO CONTROLLER. LOW AC SUPPLY FROM CONTROLLER TO SOLENOID VALVES. SHOWN 2 CONN AT A.C.P. INPUT NORMALLY CLOSED DRY CONTACT SIGNAL EMERGENCY ALARM CONN 1 CONN AT A.C.P. INPUT NORMALLY CLOSED DRY CONTACT SIGNAL EMERGENCY ALARM CONN 2 CONN AT A.C.P. INPUT NORMALLY CLOSED DRY CONTACT SIGNAL EMERGENCY ALARM
7. FIRE ALARM CONTROL MODULE OUTPUT INTERRUPTS EMERGENCY SHUTOFF (SPD) BUTTON CIRCUIT.
8. BASIS OF DESIGN AGS MERLIN GAS UTILITY CONTROL SYSTEM. CONTACT AMERICAN GAS SAFETY FOR INFORMATION. WWW.AMERICANGASSAFETY.COM TEL: (713) 688-8311.

2 DETAIL - SCIENCE CLASSROOM GAS CONTROL DIAGRAM
N.T.S.

INDEPENDENT CONTROL OF TWO GAS SUPPLIES. CONTROLLER CENTRALLY LOCATED

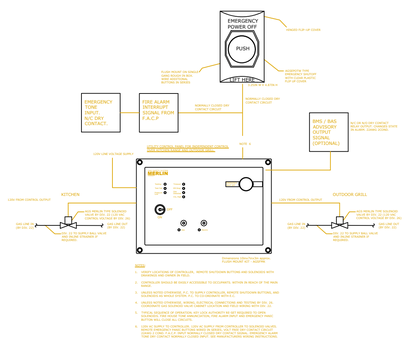
EMERGENCY POWER OFF
PUSH
HINGED FLIP-UP COVER
FLUSH MOUNT ON SINGLE GANG BOXES (IN BOX WITH ADDITIONAL BUTTONS IN SERIES)
ADDRESSABLE TYPE EMERGENCY SHUTOFF WITH CLEAR PLASTIC FLIP-UP COVER
LIFT HERE
EMERGENCY TONE INPUT, N/C DRY CONTACT.
FIRE ALARM INTERRUPT SIGNAL FROM F.A.C.P
NORMALLY CLOSED DRY CONTACT CIRCUIT
BMS / BAS ADVISORY OUTPUT SIGNAL (OPTIONAL)
NO OR N/O DRY CONTACT RELAY OUTPUT CHANGES STATE IN ALARM. (SHOWN ABOVE)
UTILITY CONTROL PANEL FOR INDEPENDENT CONTROL OF GAS SUPPLIES TO KITCHEN AND OUTDOOR GRILL
NOTE 4
LOW LINE VOLTAGE SUPPLY
MERLIN
LOW FROM CONTROL OUTPUT
KITCHEN
OUTDOOR GRILL
GAS LINE IN (BY DIV. 22)
AGS MERLIN TYPE SOLENOID VALVE 24 VDC, 0.5 AMP, NO CONTACTS, 1/2 NPT (BY DIV. 22)
F.C. TO SUPPLY BALL VALVE WITH STRAINER IF REQUIRED.
GAS LINE OUT (BY DIV. 22)
Dimensions 10W x 7H x 5D approx. Flush Mount Kit - Adapter
NOTES:
1. VERIFY LOCATIONS OF CONTROLLER, REMOTE SHUTDOWN BUTTONS AND SOLENOIDS WITH DRAWINGS AND OWNER IN FIELD.
2. CONTROLLER SHOULD BE EASILY ACCESSIBLE TO OCCUPANTS, WITHIN 30 REACH OF THE MAIN RANGE.
3. UNLESS NOTED OTHERWISE, F.C. TO SUPPLY CONTROLLER, REMOTE SHUTDOWN BUTTONS, AND SOLENOIDS AS WHOLE SYSTEM. F.C. TO COORDINATE WITH E.C.
4. UNLESS NOTED OTHERWISE, WIRING, ELECTRICAL CONNECTIONS AND TESTING BY DIV. 26. COORDINATE GAS SOLENOID VALVE CABINET LOCATION AND FIELD WIRING WITH DIV. 26.
5. TYPICAL SEQUENCE OF OPERATION, WHY LOCK AUTHORITY WE GET REQUIRED TO OPEN SOLENOIDS, THE HOUSE TONE HANGOUTS, THE ALARM INPUT AND EMERGENCY PANIC BUTTON WILL COUNT ON CIRCUITS.
6. LOW AC SUPPLY TO CONTROLLER. LOW AC SUPPLY FROM CONTROLLER TO SOLENOID VALVES. SHOWN 2 CONN AT A.C.P. INPUT NORMALLY CLOSED DRY CONTACT SIGNAL EMERGENCY ALARM CONN 1 CONN AT A.C.P. INPUT NORMALLY CLOSED DRY CONTACT SIGNAL EMERGENCY ALARM CONN 2 CONN AT A.C.P. INPUT NORMALLY CLOSED DRY CONTACT SIGNAL EMERGENCY ALARM
7. FIRE ALARM CONTROL MODULE OUTPUT INTERRUPTS EMERGENCY SHUTOFF (SPD) BUTTON CIRCUIT.
8. BASIS OF DESIGN AGS MERLIN GAS UTILITY CONTROL SYSTEM. CONTACT AMERICAN GAS SAFETY FOR INFORMATION. WWW.AMERICANGASSAFETY.COM TEL: (713) 688-8311.

DETAIL - SCIENCE CLASSROOM GAS CONTROL DIAGRAM
N.T.S.