


# Flush Mounting Bracket

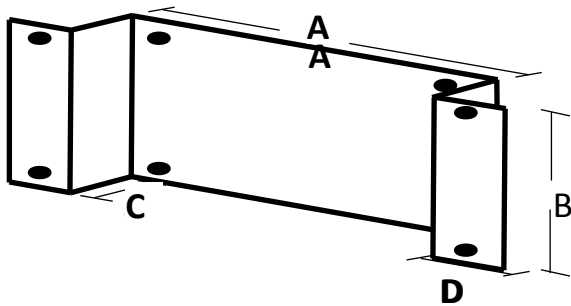


## Description

The Installation Bracket design provides a carriage for the Merlin controller. Leaving the fascia plate proud of the finished surface. Care is to be taken when installing the brackets on different surfaces.


The intended finished surface depth must be taken into account when mounting the bracket. A decorative strip is provided as part of the bracket kit. This decorative strip will hide the wings of the bracket and any hardware used to install the bracket.

## Technical Specifications



## Dimensions

- A = 7.1"
- B = 5.5"
- C = 1.3"
- D = 0.78"



## Dimensions

- E = 1/2" □ -
- F = 1 5/16"
- G = 5/8"
- H = 7/16"

The wings of the bracket are designed to be mounted on to the drywall of the finished surface. If the finished surface is other than drywall the depth of installation should be calculated to compensate for the finished surface.



## Gas Safety Systems

American Gas Safety, LLC. 4500 140<sup>th</sup> Ave N. Suite 101. Clearwater, FL 33672 T.(727) 608-4375 F.(727) 538-4237 [www.americangassafety.com](http://www.americangassafety.com)

## Utility Control