


## Wall-mounted / Semi-Recessed Powder Coated Enclosure



### **Description**

- > Impressive styling features like hidden hinges, attractive latching systems make the Eclipse a suitable addition to any high- tech equipment installation.
- > A wide range of sizes and practical accessories make this product line a complete package.

### **Standards**

- > UL 508 Type 3R, 4, and 12
- > CSA Type 3R, 4 and 12
- > Complies with NEMA Type 3R, 4 and 12




### **Construction**

- > Formed 16 gauge steel.
- > Smooth, continuously welded seams ground smooth.
- > Formed lip on enclosure to exclude flowing liquids and contaminants.
- > Door latches feature the added safety of quarter turn slot requiring use of tool for opening.
- > Doors may be easily removed for modifications and are interchangeable.
- > Includes hardware kit with panel mounting nuts and sealing washers for wall mounting holes.
- > Bonding stud provided on door and grounding stud installed in enclosure.

### **Finish**

- > Cover and enclosure are phosphatized and finished with a recoatable powder inside and out RAL7035 textured light grey (LG).

# Wall-mounted / Semi-Recessed Powder Coated Enclosure



Overall								
Part No (Light Grey)	Dimensions			Door Body Gauge	Latches	Hinges	F	Shipment Weight (lbs)
	A	B	C					
AGSENC24208	24	20	8	16	1 quarter turn	2	18.00	32