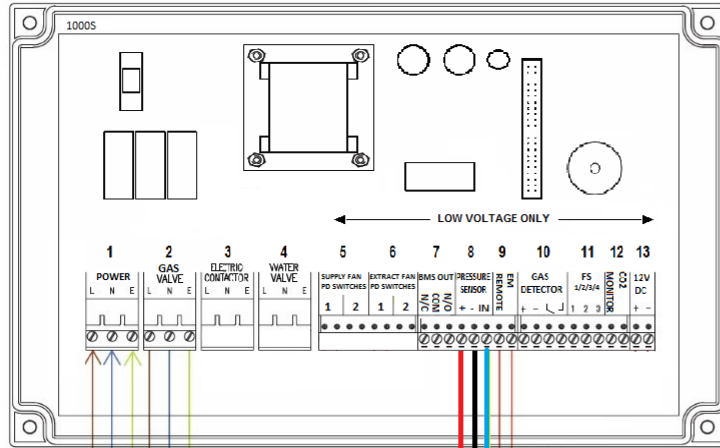


# MERLIN 1000S UTILITY CONTROLLER WIRING DIAGRAM

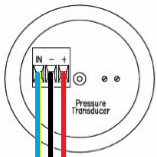
LINE  
VOLTAGE  
INPUT  
120VAC



120V LINE VOLTAGE  
SUPPLY TO PANEL

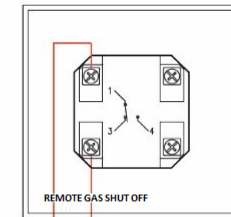
120V FROM GAS  
VALVE OUTPUT  
TO GAS  
SOLENOID VALVE

TO SOLENOID  
VALVE



12 VOLTS

VOLT FREE



REMOTE GAS SHUT OFF

- LINE VOLTAGE 120VAC
- NEUTRAL
- GROUND
- LOW VOLTAGE



Client
Job Title
Drawing Title

**Notes**  
All discrepancies between information shown on the drawing and information in the specification to be referred to American Gas Safety prior to proceeding.  
  
Copyright in all documents and drawings prepared by American Gas Safety and any work executed from these documents shall, unless otherwise agreed, remain the property of American Gas Safety.

Amendments		
Scale N.T.S.	Date	Drawn BT
Dwg. No. 1000S		Rev. 1